

STARLITE

VENT-FREE GAS FIREBOXES OUTDOOR



astria
FIREPLACES®

*StarLite firebox with White Stacked Refractory Liner
and Optional Brushed Stainless Hood*



The **StarLite** outdoor vent-free firebox offers a contemporary stainless steel appearance that is as durable as it is attractive. The firebox's refractory panels are molded from actual hand-cut firebrick in a traditional stacked or herringbone pattern. Combine with a variety of vent-free gas logs for a beautiful customized fireplace that will provide years of carefree outdoor living enjoyment.

STARLITE shown with White Herringbone Refractory Liner



Options

Interior Liner Options (Required)

Choose from White Stacked or White Herringbone Refractory Panels.



White Stacked



White Herringbone

Vent-Free Gas Logs



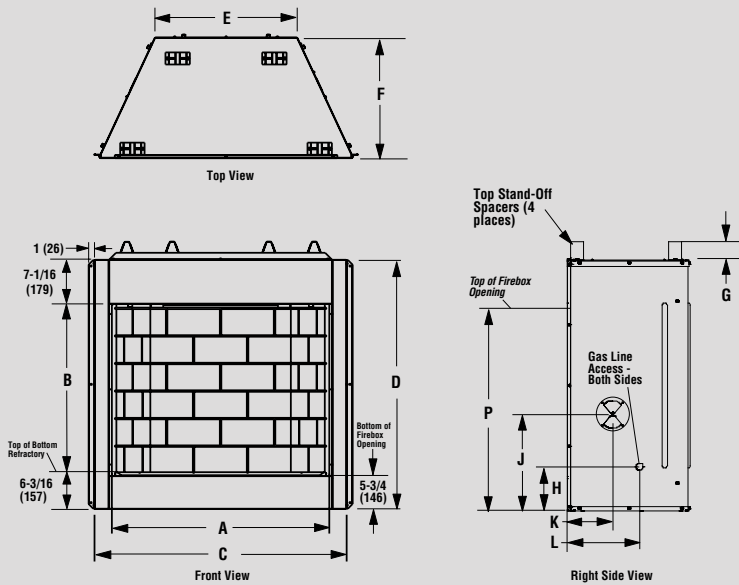
Visit Astria.us.com to see the complete selection of vent-free gas logs that are available to complement this firebox.

STANDARD FEATURES

- ◆ Available in 36" and 42" radiant smooth faced models.
- ◆ Approved for both outdoor and indoor use*.
- ◆ 36" model has a 28" tall opening and accepts most 24" vent-free gas logs*.
- ◆ 42" model has a 28" tall opening and accepts most 30" vent-free gas logs*.
- ◆ Durable 304-stainless steel on front face, and all surfaces exposed to weather.
- ◆ Robust stainless steel fire screens maintain their beauty over time.
- ◆ Realistic refractory liner available in stacked or herringbone pattern.
- ◆ Optional brushed stainless hood available for reduced mantel clearances.
- ◆ Optional drain pan and outside air kit are available.
- ◆ Limited Lifetime Warranty.

*Approved for use with Astria MagniFlameOD series gas logs for outdoor applications. Compatible with any ANSI Z21.11.2 listed vent-free log set for indoor applications. Choose an Astria vent-free log set for best results.

APPLIANCE SPECIFICATIONS



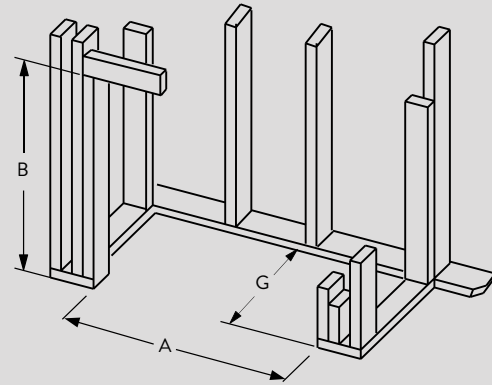
STARLITE 36

STARLITE 42

A	36"	42"
B	28"	28"
C	41-3/4"	47-3/4"
D	41-1/4"	41-1/4"
E	23-1/2"	29-1/2"
F	20"	20"
G	3"	3"
H	8-3/8"	8-3/8"
J	15-7/8"	15-7/8"
K	7-1/2"	7-1/2"
L	12"	12"
M	1-3/8"	1-3/8"
N	5-1/2"	5-1/2"
P	34-3/8"	34-3/8"

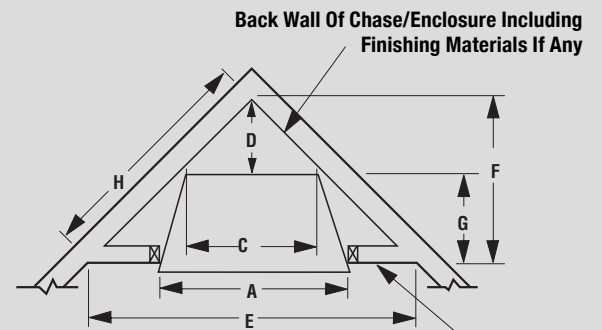
FRONT COVER StarLite 36 shown with White Stacked Refractory Liner and optional Brushed Stainless Steel Hood

FRAMING SPECIFICATIONS



PARALLEL INSTALLATION

	STARLITE 36	STARLITE 42
A	42-3/4"	48-3/4"
B	46-1/2"	46-1/2"
C	23-5/8"	29-5/8"
D	11-1/4"	14-1/4"
E	63-1/2"	69-1/2"
F	31-3/4"	34-3/4"
G	20-1/2"	20-1/2"
H	44-1/4"	49-1/8"



CORNER INSTALLATION

IMPORTANT NOTES:

As with any fireplace, this appliance is extremely hot during operation. Read and understand all operating instructions before using this appliance. For further information, consult your dealer.

Local conditions, such as elevation and choice of fuel will affect overall appearance of the fire and heating performance. Performance can also vary with home design and insulation, ceiling height, accessories chosen and appliance location.

Diagrams, illustrations and photographs are not to scale — consult installation instructions. Product designs, materials, dimensions, specifications, colors and prices are subject to change or discontinuance without notice.

astria
FIREPLACES®

© 2019 Innovative Hearth Products
785721M 06/19

Visit us online
Astria.us.com

PFS®
US
NFI
Report #F14-168